

Receive Controlant GO – Stop ABCD

1

Stop the device



1. Press and hold the **Stop button** for 5 seconds.
2. The **Shipment LED** lights up for 3 seconds to indicate a successful button press.
3. The status in the top left corner of the display changes from Shipping to Stopping, then **Stopped**.

2

Check Alarm status




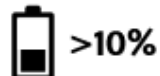
NO Alarm



- If there has been a temperature excursion, the Alarm LED will light up for 3 seconds before turning off, and a bell icon will remain visible in the top right corner of the display.
- Refer to your SOP and proceed accordingly.

3

Check Battery level



- If in Low Power Mode, charge the device by plugging it into a USB charging adapter or computer USB port until it reaches a minimum 15% battery level.

4

Check Cloud connection status



- The device will show a successful Cloud connection. If not, press the stop button again in an area with stronger cellular reception.
- If unsuccessful again, complete a manual data upload at upload.controlant.com or contact Controlant Support for assistance.

5

Check calibration expiry Date



- Ensure the device is within its calibration validity period by checking the expiry date on the top label.



Access the report



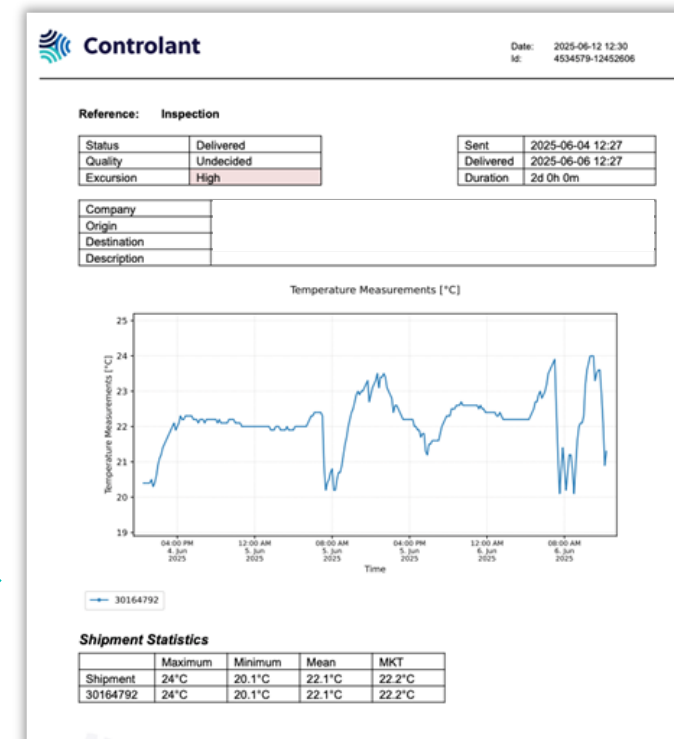
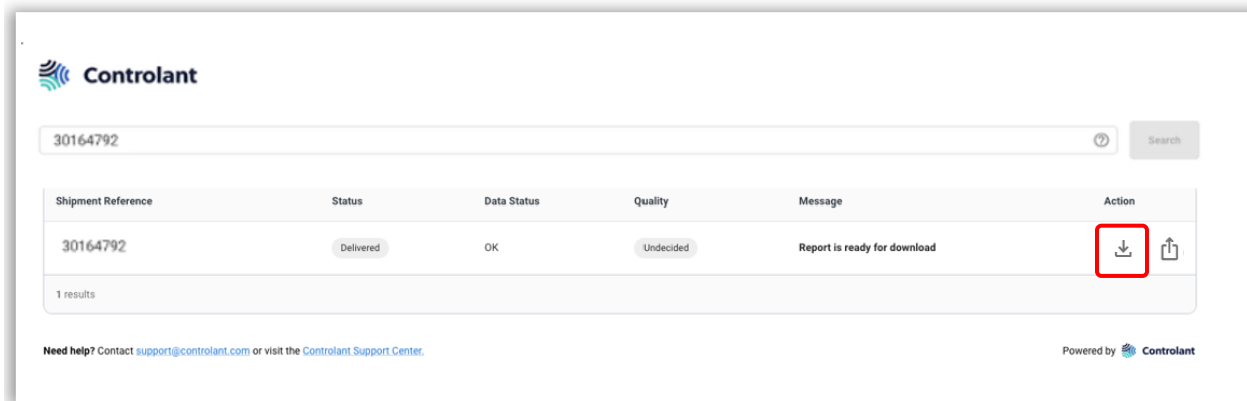
Scan the **QR code** on the top label of the device to access the temperature report.


Receive Controlant GO – Share Portal

① Using a phone or tablet, scan the **QR code** on the top label of the device to access the Share Portal.



② The unique device ID will be automatically populated. Download the quality report.



- The Quality status is marked as **Released** if no temperature excursion occurred. If the shipment experienced any temperature excursions, Quality is marked as **Undecided**.
- The default *ignore period* is 30 minutes at the beginning (after the start button press) and at the end (before the stop button press) of the shipment. Excursions occurring within this timeframe will be excluded from the monitoring period displayed in the report.
- By clicking the Share icon next to the download button, you can access the share shipment view anytime for real-time tracking of the goods. 
- If you don't have the device physically with you, you can still access the real-time tracking and report by visiting <https://go.share.controlant.com/> and typing the unique device ID in the search bar.

